

# Video Gallery Page

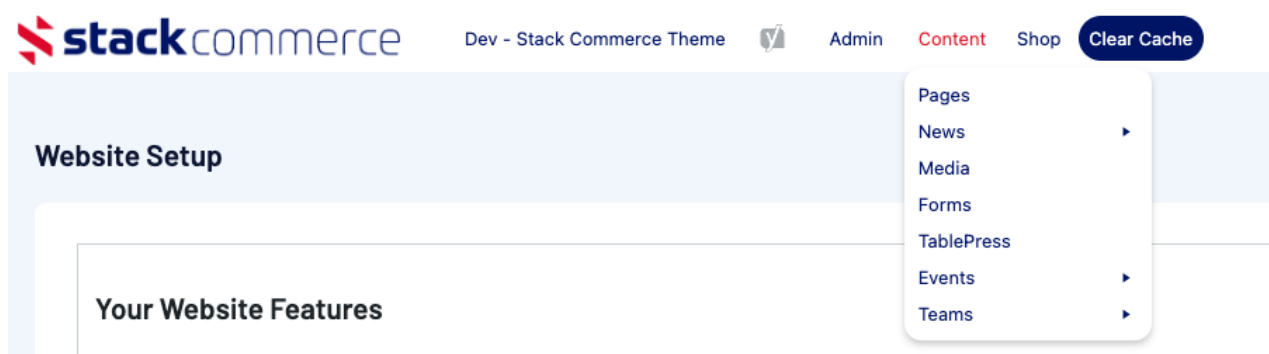
Last Modified on 16/12/2024 3:00 pm AEDT

The video gallery page is a page where you are able to display more videos from your [video feed up in your dashboard](#) to display if you wish to display more than the few that display within this dashboard section.

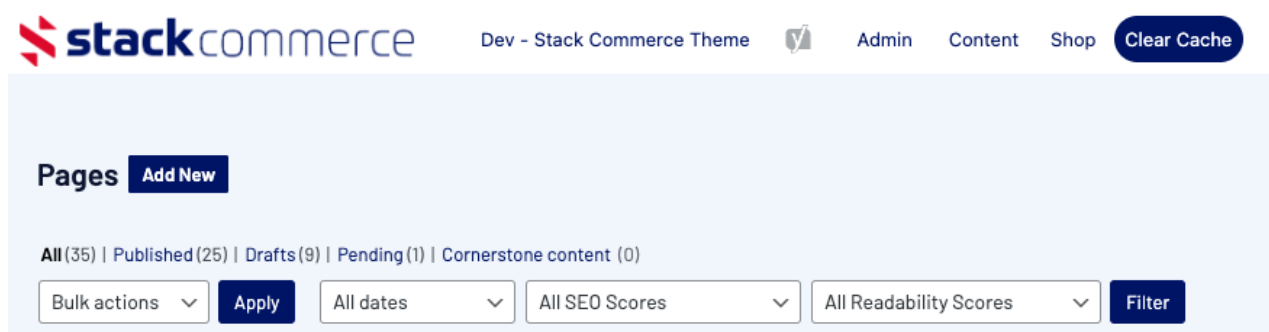
NOTE: This add on has to be enabled for your organisation. To check if this is available for your website, [check your website Dashboard](#).

This page automatically pulls through the videos from your juicer account into this page so a set up is not really required for this - you just need to create the page itself.

1. Hover over **CONTENT**.
2. Click on **PAGES**.



3. Click **ADD NEW** against the PAGES heading.



4. Input a name for this page at the top.
5. On the right hand side of the page you will see a **PAGE ATTRIBUTES** menu. Under this menu, select the **VIDEO GALLERY** from the **TEMPLATE** drop down list.

**Page Attributes** ^ v

**Parent**

(no parent) v

**Template**

Video Gallery v

**Order**

0

Need help? Use the Help tab above the screen title.

You'll just need to add your Juicer feed.

**stackcommerce** Dev - Stack Commerce Theme View Page Admin Content Shop [Clear Cache](#)

**Edit Page** [Add New](#)


demo: video gallery

Permalink: <https://ceerbusdemo.fspdev.com/video-gallery-test-page/> [Edit](#)

**Video Gallery**

**Display Page Title**  
Do you want to display the Page Name on top of the page over the banner?  
 Yes

**Background Image**  
Recommended image dimensions are: 1600px by 800px.



**Gallery Social Feed**  
Please add the juicer video feed name to display the videos on this page

<https-www-youtube-com-channel-uch-4elopa07jm2gs4yyasow>

Then click **PUBLISH** to save the page.